





Robot Project 1 Assignment

Step		
1		Display the picture of the smiley face (shown on the left) while saying " <u>Hello</u> "
2		Display the picture of the LEGO brick (shown on the left) while saying " <u>LEGO LEGO</u> " (Note that the word "LEGO" must be repeated twice)
3		Display the picture of the Z's (shown on the left) while making a <u>snoring sound</u>
4		Display the picture of the check mark (shown on the left) while saying " <u>You're Good</u> " Notice that the "check mark" file name is "Accept 03"

Adapted from <http://cs4hsrobots.appspot.com/>